





District Health Assessment for District 352 through June 2025

		Clubs							Membership							Member Strength		Cancellation		Reports			Finance	Leadership			
District Name	Status/ Number of Months in Status *	Active Clubs	Clubs in Status Quo	Total Clubs	% Status Quo in Financial Suspension	New Clubs	Cancelled Clubs	YTD Net Club Gain/ Loss	Current Members In Active Clubs	Current Members In Status Quo Clubs	Current Total Members Count	YTD Add	YTD Drop	YTD NetGrowth (includes Active and Status Quo)	YTD NetGrowth% (includes Active and Status Quo)	Member Count 12 Months Ago	Average Member Count Per Club	% of Clubs with less than 20 members	Average Cancelled Club Age	Members Lost Due to Cancelled Clubs	% of Clubs Reporting Service	% No MMR in 3 Months	% No Officer Report in 12 months	% of Clubs with balance 90+ days	Number of Zone Chairs Recorded	Number of Region Chairs Recorded	District Officers Vacancies **
352	T(24)	52	0	52	0%	5	7	-2	953	0	953	263	323	-60	-5.92%	1,015	18	56%	6	99	48%	23%	0%	6%	17	3	
		52	0	52	0%	5	7	-2	953	0	953	263	323	-60	-5.92%	1,015	18	56%	6	99	48%	23%	0%	6%	17	3	




District Health Assessment for District 414 through June 2025

		Clubs							Membership							Member Strength		Cancellation		Reports			Finance	Leadership			
District Name	Status/ Number of Months in Status *	Active Clubs	Clubs in Status Quo	Total Clubs	% Status Quo in Financial Suspension	New Clubs	Cancelled Clubs	YTD Net Club Gain/Loss	Current Members In Active Clubs	Current Members In Status Quo Clubs	Current Total Members Count	YTD Add	YTD Drop	YTD NetGrowth (includes Active and Status Quo)	YTD NetGrowth% (includes Active and Status Quo)	Member Count 12 Months Ago	Average Member Count Per Club	% of Clubs with less than 20 members	Average Cancelled Club Age	Members Lost Due to Cancelled Clubs	% of Clubs Reporting Service	% No MMR in 3 Months	% No Officer Report in 12 months	% of Clubs with balance 90+ days	Number of Zone Chairs Recorded	Number of Region Chairs Recorded	District Officers Vacancies **
414	P	41	0	41	0%	2	8	-6	835	0	835	310	580	-270	-24.43%	1,105	20	61%	17	124	73%	34%	2%	24%	7	3	
		41	0	41	0%	2	8	-6	835	0	835	310	580	-270	-24.43%	1,105	20	61%	17	124	73%	34%	2%	24%	7	3	




District Health Assessment for District 415 through June 2025

 Status/ District Name Number of Months in Status *		Clubs							Membership							Member Strength		Cancellation		Reports			Finance	Leadership			
		Active Clubs	Clubs in Status Quo	Total Clubs	% Status Quo in Financial Suspension	New Clubs	Cancelled Clubs	YTD Net Club Gain/ Loss	Current Members In Active Clubs	Current Members In Status Quo Clubs	Current Total Members Count	YTD Add	YTD Drop	YTD NetGrowth (includes Active and Status Quo)	YTD NetGrowth% (includes Active and Status Quo)	Member Count 12 Months Ago	Average Member Count Per Club	% of Clubs with less than 20 members	Average Cancelled Club Age	Members Lost Due to Cancelled Clubs	% of Clubs Reporting Service	% No MMR in 3 Months	% No Officer Report in 12 months	% of Clubs with balance 90+ days	Number of Zone Chairs Recorded	Number of Region Chairs Recorded	District Officers Vacancies **
415	P	27	0	27	0%	0	0	0	423	0	423	70	111	-41	-8.84%	464	16	67%	0	0	52%	26%	4%	19%	7	1	
		27	0	27	0%	0	0	0	423	0	423	70	111	-41	-8.84%	464	16	67%	0	0	52%	26%	4%	19%	7	1	



District Health Assessment for District 416 through June 2025

		Clubs							Membership							Member Strength		Cancellation		Reports			Finance	Leadership			
District Name	Status/ Number of Months in Status *	Active Clubs	Clubs in Status Quo	Total Clubs	% Status Quo Clubs in Financial Suspension	New Clubs	Cancelled Clubs	YTD Net Club Gain/ Loss	Current Members In Active Clubs	Current Members In Status Quo Clubs	Current Total Members Count	YTD Add	YTD Drop	YTD NetGrowth (includes Active and Status Quo)	YTD NetGrowth% (includes Active and Status Quo)	Member Count 12 Months Ago	Average Member Count Per Club	% of Clubs with less than 20 members	Average Cancelled Club Age	Members Lost Due to Cancelled Clubs	% of Clubs Reporting Service	% No MMR in 3 Months	% No Officer Report in 12 months	% of Clubs with balance 90+ days	Number of Zone Chairs Recorded	Number of Region Chairs Recorded	District Officers Vacancies **
416		64	0	64	0%	5	1	4	1572	0	1572	875	787	88	5.93%	1,484	25	36%	3	22	45%	30%	3%	5%	20	7	
		64	0	64	0%	5	1	4	1572	0	1572	875	787	88	5.93%	1,484	25	36%	3	22	45%	30%	3%	5%	20	7	

\* - District Status: P - Provisional, T - Transitional.  
\*\* - District Officers Vacancies: DG - District Governor, 1st VDG - First Vice District Governor, 2nd VDG - Second Vice District Governor.